Ball spring plungers

with friction block bearing, steel or stainless steel

INOX STAINLESS STEEL RoHS

FRICTION BLOCK BEARING
Technopolymer.

SPRING
AISI 631 stainless steel.

STANDARD EXECUTIONS
Black-oxide steel threaded body, screwdriver slotted head:
- **GN 615.8-K**: hardened steel ball, normal end-force spring.
- **GN 615.8-KS**: hardened steel ball, spring with heavy end-force.

AISI 303 stainless steel threaded body, screwdriver slotted head:
- **GN 615.8-KN**: AISI 420C hardened stainless steel ball, normal end-force spring.
- **GN 615.8-KSN**: AISI 420C hardened stainless steel ball, spring with heavy end-force.

MAX. WORKING TEMPERATURE
90°C.

FEATURES AND APPLICATIONS
GN 615.8 ball spring plungers are used for the pressure and block function, obtained thanks to the presence of a technopolymer friction block bearing.
The ball is mounted in the friction bearing which, while allowing mobility, makes locking much more effective.
The technopolymer bearing also acts as an electrical insulator.



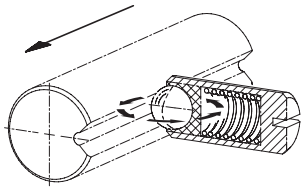

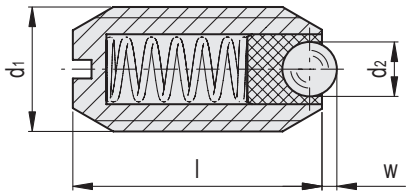

GN 615.8-K

INOX STAINLESS STEEL

Code	Description	d1	d2	l	w	Spring preload [N]	Spring max load [N]	⚖
GN.33851	GN 615.8-M5-K	M 5	2	12	0.5	4.8	6.8	2
GN.33859	GN 615.8-M6-K	M 6	2.5	14	0.7	6.3	10	2
GN.33867	GN 615.8-M8-K	M 8	3.5	16	0.95	16	24	4
GN.33875	GN 615.8-M10-K	M 10	4.5	19	1.4	18.8	31.7	7
GN.33883	GN 615.8-M12-K	M 12	6.5	22	2.3	26	49	10
GN.33891	GN 615.8-M16-K	M 16	8.5	24	3.1	38	68	21

GN 615.8-KS

INOX STAINLESS STEEL

Code	Description	d1	d2	l	w	Spring preload [N]	Spring max load [N]	⚖
GN.33853	GN 615.8-M5-KN	M 5	2	12	0.5	4.8	6.8	2
GN.33861	GN 615.8-M6-KN	M 6	2.5	14	0.7	6.3	10	2
GN.33869	GN 615.8-M8-KN	M 8	3.5	16	0.95	16	24	4
GN.33877	GN 615.8-M10-KN	M 10	4.5	19	1.4	18.8	31.7	7
GN.33885	GN 615.8-M12-KN	M 12	6.5	22	2.3	26	49	10
GN.33893	GN 615.8-M16-KN	M 16	8.5	24	3.1	38	68	21

Models all rights reserved in accordance with the law. Always mention the source when reproducing our drawings and photos.

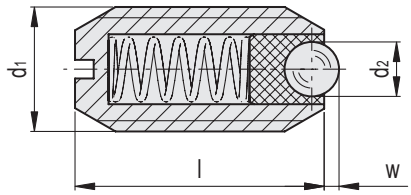

GN 615.8-KN

INOX STAINLESS STEEL

Code	Description	d1	d2	l	w	Spring preload [N]	Spring max load [N]	⚖
GN.33855	GN 615.8-M5-KS	M 5	2	12	0.5	4.8	6.8	2
GN.33863	GN 615.8-M6-KS	M 6	2.5	14	0.7	6.3	10	2
GN.33871	GN 615.8-M8-KS	M 8	3.5	16	0.95	16	24	4
GN.33879	GN 615.8-M10-KS	M 10	4.5	19	1.4	18.8	31.7	7
GN.33887	GN 615.8-M12-KS	M 12	6.5	22	2.3	26	49	10
GN.33895	GN 615.8-M16-KS	M 16	8.5	24	3.1	38	68	21

GN 615.8-KSN

INOX STAINLESS STEEL

Code	Description	d1	d2	l	w	Spring preload [N]	Spring max load [N]	⚖
GN.33857	GN 615.8-M5-KSN	M 5	2	12	0.5	4.8	6.8	2
GN.33865	GN 615.8-M6-KSN	M 6	2.5	14	0.7	6.3	10	2
GN.33873	GN 615.8-M8-KSN	M 8	3.5	16	0.95	16	24	4
GN.33881	GN 615.8-M10-KSN	M 10	4.5	19	1.4	18.8	31.7	7
GN.33889	GN 615.8-M12-KSN	M 12	6.5	22	2.3	26	49	10
GN.33897	GN 615.8-M16-KSN	M 16	8.5	24	3.1	38	68	21

Ganter Norm®

Models all rights reserved in accordance with the law. Always mention the source when reproducing our drawings and photos.

elesa®